

**EXAMINATIONS – 2017**

**TRIMESTER 1**

**SWEN221**

**Software Development**

**Time Allowed:** TWO HOURS

**CLOSED BOOK**

**Permitted materials:** No calculators permitted.  
Non-electronic Foreign language to English dictionaries are allowed.

**Instructions:** Answer all questions  
All questions are of equal value  
  
Answer all questions in the boxes provided.  
Every box requires an answer.  
If additional space is required you may use a separate answer booklet.

Question	Topic	Marks
1.	Programming	30
2.	Inheritance and Polymorphism	30
3.	Testing	20
4.	Generics	30
5.	Java 8	10
<b>Total</b>		<b>120</b>

## 1. Programming

**(30 marks)**

(a) **(5 marks)** For each of the following groups of statements, clearly indicate the one statement that is true:

i. Generally, code conforming to professional style guidelines...

1. does not need comments.
2. needs some comments.
3. needs comments for every class and every method.
4. needs comments on every line of code.

ii. Testing can ...

1. demonstrate the absence of bugs.
2. prove that the code is robust.
3. show the presence of bugs.
4. prove that the code meets the specification.

iii. Debugging is the process of ...

1. finding and eliminating defects.
2. eliminating bugs.
3. finding and eliminating failures.
4. finding and eliminating infections.

iv. Reproducing bugs ...

1. is the job of the tester.
2. is a straightforward task during debugging.
3. can be difficult during debugging.
4. always results in new test cases.

v. Which of the following is true?

1. Every defect causes a failure.
2. Every failure causes a defect.
3. Every failure is caused by a defect.
4. Every defect is caused by a failure.

Consider the following classes and interfaces, which compile without error:

```

1 // A variable holding a boolean value
2 class ExprVar {
3     private boolean value;
4
5     public ExprVar(boolean value) { this.value = value; }
6
7     public boolean get() { return value; }
8
9     public void set(boolean value) { this.value = value; }
10 }
11
12 // An expression node has two operands and one output
13 abstract class ExpressionNode {
14     private ExprVar[] variables = new ExprVar[3];
15
16     public ExpressionNode(ExprVar op1, ExprVar op2, ExprVar out) {
17         variables[0] = op1;
18         variables[1] = op2;
19         variables[2] = out;
20     }
21     public void evaluate() {
22         boolean op1 = variables[0].get();
23         boolean op2 = variables[1].get();
24         variables[2].set(evaluate(op1, op2));
25     }
26     public abstract boolean evaluate(boolean op1, boolean op2);
27 }
28
29 // If both operands are true, output is true; otherwise, output
    is false.
30 class AndNode extends ExpressionNode {
31     public AndNode(ExprVar v1, ExprVar v2, ExprVar v3) {
32         super(v1, v2, v3);
33     }
34     public boolean evaluate(boolean op1, boolean op2) {
35         return op1 && op2;
36     } }
37
38 // If either input is true, output is true; otherwise, output is
    false.
39 class OrNode extends ExpressionNode {
40     public OrNode(ExprVar v1, ExprVar v2, ExprVar v3) {
41         super(v1, v2, v3);
42     }
43     public boolean evaluate(boolean op1, boolean op2) {
44         return op1 || op2;
45     } }

```

(b) Based on the code given on page 3, state the output you would expect for each of the following code snippets:

i. (2 marks)

```
1 ExprVar v1 = new ExprVar(true);
2 System.out.println(v1.get());
```

ii. (2 marks)

```
1 ExprVar v1 = new ExprVar(false);
2 ExprVar v2 = new ExprVar(true);
3 ExprVar v3 = new ExprVar(true);
4 ExpressionNode node = new AndNode(v1, v2, v3);
5 node.evaluate();
6 System.out.println(v1.get() + "_" + v2.get() + "_" + v3.get());
```


iii. (2 marks)

```
1 ExprVar v1 = new ExprVar(true);
2 ExprVar v2 = new ExprVar(false);
3 ExpressionNode node = new OrNode(v1, v2, v2);
4 node.evaluate();
5 System.out.println(v1.get() + "_" + v2.get());
```

iv. (2 marks)

```
1 ExprVar v1 = new ExprVar(true);
2 ExprVar v2 = new ExprVar(false);
3 ExprVar v3 = new ExprVar(false);
4 ExpressionNode node1 = new OrNode(v1, v2, v3);
5 ExpressionNode node2 = new AndNode(v3, v2, v1);
6 node1.evaluate();
7 node2.evaluate();
8 System.out.println(v1.get() + "_" + v2.get() + "_" + v3.get());
```

- (c) (7 marks) Provide an implementation for a class `XorExpr`. This sets the `out` field to **true** if exactly one input is **true** (i.e. not both); otherwise, it sets it to **false**.





Student ID: .....

**SPARE PAGE FOR EXTRA ANSWERS**

Cross out rough working that you do not want marked.  
Specify the question number for work that you do want marked.

## 2. Inheritance and Polymorphism

(30 marks)

Consider the following Java classes and interfaces (which compile without error).

```
1 public abstract class Node {
2     public abstract int traverse(Traverser t);
3 }
4
5 public class NodeLeaf extends Node {
6     public int traverse(Traverser t) { return t.traverse(this); }
7 }
8
9 public class InnerNode extends Node {
10    public final Node next;
11
12    public InnerNode(Node next) {
13        this.next = next;
14    }
15
16    public int traverse(Traverser t) { return t.traverse(this); }
17 }
18
19 public interface Traverser {
20     public int traverse(NodeLeaf l);
21     public int traverse(InnerNode n);
22 }
```

- (a) Given the above declarations, state whether the following classes compile without error. For any which do not compile, briefly state the problem.

## i. (2 marks)

```
1 public class ATraverser implements Traverser {
2     public int traverse(LeafNode n) { return 1; }
3 }
```



ii. (2 marks)

```
1 public class BTraverser implements Traverser {  
2     public int traverse(Node n) { return 1; }  
3 }
```

iii. (2 marks)

```
1 public abstract class CTraverser implements Traverser {  
2     public int traverse(NodeLeaf l) { return 1; }  
3     public abstract int traverse(InnerNode n);  
4 }
```

(b) (3 marks) The `Node` class is declared **abstract**. Briefly, discuss what this means.

(c) (3 marks) The `InnerNode.next` is declared **final**. Briefly, explain what this guarantees and what it does not guarantee.

Consider the following implementation of `Traverser` which compiles without error.

```
1 public class DTraverser implements Traverser {
2     public int traverse(NodeLeaf l) { return 0; }
3     public int traverse(InnerNode n) {
4         return 1+n.next.traverse(this);
5     }
6 }
```

(d) Give the output obtained from executing each code snippet below.

i. (3 marks)

```
1 int c = new DTraverser().traverse(new NodeLeaf());
2 System.out.println(c);
```

ii. (3 marks)


```
1 int c = new NodeLeaf().traverse(new DTraverser());
2 System.out.println(c);
```

iii. (3 marks)

```
1 NodeLeaf t1 = new NodeLeaf();
2 InnerNode t2 = new InnerNode(t1);
3 int c = new DTraverser().traverse(t2);
4 System.out.println(c);
```

(e) (4 marks) In your own words, describe what the `DTraverser` does.

- (f) **(5 marks)** Give a `Traverser` implementation which returns 0 when the number of nodes is even and 1 when the number of nodes is odd.



3. Testing

(20 marks)

- (a) (3 marks) For each of the following characteristics, state whether it is the characteristic of *black-box testing* or *white-box testing*.

- Test cases are generated directly from specification.
- The aim is to reach a high-degree of code coverage.
- Robust to implementation changes.


- (b) (2 marks) List *two* potential causes of programmer bias.

Consider the following classes, which compile without error:

```
1 public class Date {
2     private int month, day;
3
4     public Date(int m, int d) { this.month = m; this.day = d; }
5
6     public boolean equals(Object o) {
7         if(o instanceof Date) {
8             Date c = (Date) o;
9             if(c.month != month) { return false; }
10            if(c.day != day) { return false; }
11            return true;
12        }
13        return false;
14    }
15
16    public int compareTo(Date o) {
17        if(month < o.month) { return -1; }
18        if(month > o.month) { return 1; }
19        if(day < o.day) { return -1; }
20        if(day > o.day) { return 1; }
21        return 0;
22    }
23 }

1 public class DateTests {
2     @Test public void testEquals1() {
3         assertTrue(new Date(1,2).equals(new Date(1,2)));
4     }
5
6     @Test public void testEquals2() {
7         assertFalse(new Date(1,2).equals(new Date(3,4)));
8     }
9
10    @Test public void testCompare1() {
11        assertTrue(new Date(6,3).compareTo(new Date(2,1)) > 0);
12    }
13
14    @Test public void testCompare2() {
15        assertTrue(new Date(3,10).compareTo(new Date(5,3)) < 0);
16    }
17
18    @Test public void testCompare3() {
19        assertTrue(new Date(4,4).compareTo(new Date(4,4)) == 0);
20    }
21 }
```

(c) (5 marks) Draw the *control-flow graph* for the `Date.compareTo(Date)` method.

A large, empty rectangular box with a thin black border, intended for the student to draw the control-flow graph for the `Date.compareTo(Date)` method. The box is currently blank.

(d) There are different *coverage* criteria to measure the effectiveness of a test suite.

i. **(5 marks)** Calculate the total *statement coverage* of `Date` obtained by `DateTests`.

ii. **(5 marks)** Calculate the total *branch coverage* of `Date` obtained by `DateTests`.

Student ID: .....

**SPARE PAGE FOR EXTRA ANSWERS**

Cross out rough working that you do not want marked.  
Specify the question number for work that you do want marked.



## 4. Java Generics

(30 marks)

Consider the following classes and interfaces, which compile without error:

```

1  public interface Fringe {
2      void add(int element);
3      int poll();
4  }

1  public class Stack implements Fringe {
2      private List<Integer> elements = new ArrayList<Integer>();
3
4      public void add(int element) { elements.add(element); }
5
6      public int poll() {
7          int e = elements.get(elements.size()-1);
8          elements.remove(elements.size()-1);
9          return e;
10     }
11 }

1  public class Queue implements Fringe {
2      private List<Integer> elements = new ArrayList<Integer>();
3
4      public void add(int element) { elements.add(element); }
5
6      public int poll() {
7          int e = elements.get(0);
8          elements.remove(0);
9          return e;
10     }
11 }

1  public class PriorityQueue implements Fringe {
2      private List<Integer> elements = new ArrayList<Integer>();
3
4      public void add(int element) { elements.add(element); }
5
6      public int poll() {
7          int pollIdx = 0;
8          for (int i = 1; i < elements.size(); i++) {
9              if (elements.get(i).compareTo(
10                 elements.get(pollIdx)) == -1) {
11                 pollIdx = i;
12             }
13         }
14         int e = elements.get(pollIdx);
15         elements.remove(pollIdx);
16         return e;
17     }
18 }

```

- (a) (3 marks) The interface `Fringe` can only add and poll integer elements. By writing neatly in the box below, turn `Fringe` into a generic version `Fringe<T>` where `T` specifies the type of elements which can be added and polled.

```
1 public interface Fringe {
2
3
4     void add(int element);
5
6
7     int poll();
8
9
10 }
```

- (b) (5 marks) By writing neatly in the box below, turn `Stack` into a generic version `Stack<T>` where `T` specifies the type of elements which can be added and polled.

```
1 public class Stack implements Fringe {
2
3
4     private List<Integer> elements =
5         new ArrayList<Integer>();
6
7
8
9     public void add(int element) {
10
11
12         elements.add(element);
13
14
15     }
16
17     public int poll() {
18
19
20         int e = elements.get(elements.size()-1);
21
22
23         elements.remove(elements.size()-1);
24
25
26         return e;
27
28
29     }
30 }
```

- (c) (2 marks) For turning `PriorityQueue` into a generic version, the following revision cannot compile. Explain the reason based on the code of `PriorityQueue` on page 17.

```
1 public class PriorityQueue<T> implements Fringe<T> {...}
```

- (d) (8 marks) By writing neatly in the box below, turn PriorityQueue into a generic version.

```
1 public class PriorityQueue implements Fringe {
2
3
4     private List<Integer> elements =
5         new ArrayList<Integer> ();
6
7
8     public void add(int element) {
9
10
11         elements.add(element);
12
13
14     }
15
16     public int poll() {
17
18
19         int pollIdx = 0;
20
21
22         for (int i = 1; i < elements.size(); i++) {
23
24
25             if (elements.get(i).compareTo(
26                 elements.get(pollIdx)) == -1) {
27
28
29                 pollIdx = i;
30
31
32             }}
33         int e = elements.get(pollIdx);
34
35
36         elements.remove(pollIdx);
37
38
39         return e;
40     }}
```

(e) (3 marks) State whether the following code compiles or not, and explain the reason(s).


```
1 List<Object> list = new ArrayList<Object>();
2 list.add("First");
3 List<String> strList = list;
```

(f) Consider the following code:


```
1 interface Shape { void draw(); }
2 class Circle implements Shape { ... }
3 class Rectangle implements Shape { ... }
4 void drawAll(List<Shape> shapes) {
5     for (Shape shape : shapes) shape.draw();
6 }
7 public static void main (String[] args) {
8     List<Circle> circles = new ArrayList<Circle>();
9     List<Rectangle> recs = new ArrayList<Rectangle>();
10    drawAll(circles);
11    drawAll(recs);
12 }
```

i. (2 marks) The code cannot compile. Explain the reason.

- ii. (2 marks) Rewrite the code for the `drawAll` method to make the code work.



- (g) (5 marks) Write a generic method `max(a, b)` that returns the maximal value between two values `a` and `b` of any *suitable* type.



## 5. Java 8

(10 marks)

- (a) (2 marks) List two properties of a *functional interface*.

- (b) (2 marks) State the difference between *default* methods and *static* methods in Java 8 interfaces.

- (c) (2 marks) What is the output of the following code?

```
1 Optional<String> postcode1 = Optional.of("6001");
2 Optional<String> postcode2 = Optional.empty();
3
4 if (postcode1.isPresent()) System.out.println(postcode1.get());
5 if (postcode2.isPresent()) System.out.println(postcode2.get());
```

(d) (2 marks) What is the output of the following code?

```
1 List<String> names =
2     Arrays.asList("allen", "clark", "john", "Alex", "Jack");
3
4 names = names.stream()
5     .map(s -> s.toLowerCase())
6     .filter(s -> s.startsWith("a"))
7     .collect(Collectors.toList());
8
9 for (String s : names) System.out.println(s);
```

(e) (2 marks) Consider the following code, write the stream version of lines 5–10.

```
1 class Person {
2     public String name;
3     public int age;
4 }
5 List<Person> persons = Arrays.asList(...);
6 List<String> selected = new ArrayList<String>();
7 for (Person p : persons) {
8     if (p.age < 18) selected.add(p.name.toLowerCase());
9 }
10 Collections.sort(selected);
```

\*\*\*\*\*



**SPARE PAGE FOR EXTRA ANSWERS**

Cross out rough working that you do not want marked.  
Specify the question number for work that you do want marked.

**SPARE PAGE FOR EXTRA ANSWERS**

Cross out rough working that you do not want marked.  
Specify the question number for work that you do want marked.